

★ Analysing a Setting Description

I can understand the features of a description of a setting.

Romulus stood with his brother on the marble steps of the awe-inspiring temple. Their athletic arms were held aloft, holding a sparkling crown of pure, heavy gold. The searing afternoon sun glared down on them and, for a moment, Romulus felt as if his legs might buckle beneath him in the extreme summer heat. He stayed standing despite the heat and the great exhaustion he felt, but he pushed his thick, drenched hair away from his face, feeling oppressed and irritated, even at this moment of glory.

The noise from the crowd was overwhelming. The jubilant crowd emphatically showed its gratitude for the brothers' victory over the unpopular Amulius. Romulus could make out shouts of, "Hooray for our true kings!" over the deafening, raucous cheers, but it was the unnaturally high-pitched whistles of celebration from the crowd that vexed the young hero.

Can you analyse the text in this way?

Adjectives/expanded noun phrases to describe what can be <u>seen</u> in this part of the story.	Underline in red.
Adjectives/expanded noun phrases to describe what can be <u>heard</u> in this part of the story.	Underline in blue.
Adjectives/expanded noun phrases to describe the <u>weather</u> in this part of the story.	Underline in green.
Any words or phrases to show <u>Romulus's point of view</u> .	Underline in black.

★ Analysing a Setting Description

Possible Answers

Romulus stood with his brother on the marble steps of the awe-inspiring temple. Their athletic arms were held aloft, holding a sparkling crown of pure, heavy gold. The searing afternoon sun glared down on them and, for a moment, Romulus felt as if his legs might buckle beneath him in the extreme summer heat. He stayed standing despite the heat and the great exhaustion he felt, but he pushed his thick, drenched hair away from his face, feeling oppressed and irritated, even at this moment of glory.

The noise from the crowd was overwhelming. The jubilant crowd emphatically showed its gratitude for the brothers' victory over the unpopular Amulius. Romulus could make out shouts of, "Hooray for our true kings!" over the deafening, raucous cheers, but it was the unnaturally high-pitched whistles of celebration from the crowd that vexed the young hero.

Can you analyse the text in this way?

Adjectives/expanded noun phrases to describe what can be <u>seen</u> in this part of the story.	Underline in red.
Adjectives/expanded noun phrases to describe what can be <u>heard</u> in this part of the story.	Underline in blue.
Adjectives/expanded noun phrases to describe the <u>weather</u> in this part of the story.	Underline in green.
Any words or phrases to show <u>Romulus's point of view</u> .	Underline in black.



Analysing a Setting Description

I can understand the features of a description of a setting.



Romulus stood with his brother on the marble steps of the awe-inspiring temple. Their athletic arms were held aloft, holding a sparkling crown of pure, heavy gold. The searing afternoon sun glared down on them and, for a moment, Romulus felt as if his legs might buckle beneath him in the extreme summer heat. He stayed standing despite the heat and the great exhaustion he felt, but he pushed his thick, drenched hair away from his face, feeling oppressed and irritated, even at this moment of glory.

The noise from the crowd was overwhelming. The jubilant crowd emphatically showed its gratitude for the brothers' victory over the unpopular Amulius. Romulus could make out shouts of, "Hooray for our true kings!" over the deafening, raucous cheers, but it was the unnaturally high-pitched whistles of celebration from the crowd that vexed the young hero.

He gazed out at the mosaic of delighted, exultant faces before him. Looking up he could see the perfectly clear, sapphire sky against the imposing monumental domes of the city. An unfamiliar smell of freshly cooked bread and sweltering bodies hit his nostrils. This was not his city.

Can you analyse the text in this way?

Adjectives/expanded noun phrases to describe what can be <u>seen</u> in this part of the story.	Underline in red.
Adjectives/expanded noun phrases to describe what can be <u>heard</u> in this part of the story.	Underline in blue.
Adjectives/expanded noun phrases to describe the <u>weather</u> in this part of the story.	Underline in green.
Adjectives/expanded noun phrases to describe what can be <u>smelt</u> in this part of the story.	Underline in orange.
Any words or phrases to show <u>Romulus's point of view</u> .	Underline in black.



Analysing a Setting Description

Possible Answers

Romulus stood with his brother on the marble steps of the awe-inspiring temple. Their athletic arms were held aloft, holding a sparkling crown of pure, heavy gold. The searing afternoon sun glared down on them and, for a moment, Romulus felt as if his legs might buckle beneath him in the extreme summer heat. He stayed standing despite the heat and the great exhaustion he felt, but he pushed his thick, drenched hair away from his face, feeling oppressed and irritated, even at this moment of glory.

The noise from the crowd was overwhelming. The jubilant crowd emphatically showed its gratitude for the brothers' victory over the unpopular Amulius. Romulus could make out shouts of, "Hooray for our true kings!" over the deafening, raucous cheers, but it was the unnaturally high-pitched whistles of celebration from the crowd that vexed the young hero.

He gazed out at the mosaic of delighted, exultant faces before him. Looking up he could see the perfectly clear, sapphire sky against the imposing monumental domes of the city. An unfamiliar smell of freshly cooked bread and sweltering bodies hit his nostrils. This was not his city.

Can you analyse the text in this way?

Adjectives/expanded noun phrases to describe what can be <u>seen</u> in this part of the story.	Underline in red.
Adjectives/expanded noun phrases to describe what can be <u>heard</u> in this part of the story.	Underline in blue.
Adjectives/expanded noun phrases to describe the <u>weather</u> in this part of the story.	Underline in green.
Adjectives/expanded noun phrases to describe what can be <u>smelt</u> in this part of the story.	Underline in orange.
Any words or phrases to show <u>Romulus's point of view</u> .	Underline in black.

Story Structure

Draw lines to match up the section of the story with what happens in the myth.

Part 2

Beginning
Build-Up
Dilemma
Resolution
Ending

Remus is taken away by the king's shepherds. Romulus gathers a gang of shepherds to rescue his brother.
With Amulius dead, Romulus and Remus are offered the crown of Alba Longa.
A group of King Amulius's shepherds get in a fight with Romulus and Remus.
The brothers are living happily with their adoptive mother and father and working as shepherds.
Remus is rescued and Amulius is killed in the process.

Part 3

Beginning
Build-Up
Dilemma
Resolution
Ending

Romulus builds the city alone and names the city after himself. Rome prospers.
Romulus kills his brother in the fight.
The brothers are offered the crown of Alba Longa but they refuse it as they want to found their own city.
They argue about how to interpret the sign sent by the gods and cannot resolve their disagreement. They end up in a fight.
The brothers set off to find somewhere to build their city. They cannot agree on the exact location for the city. They await a sign from the gods.

Story Structure Answers

Draw lines to match up the section of the story with what happens in the myth.

Part 2

Beginning	→	Remus is taken away by the king's shepherds. Romulus gathers a gang of shepherds to rescue his brother.
Build-Up	→	With Amulius dead, Romulus and Remus are offered the crown of Alba Longa.
Dilemma	→	A group of King Amulius's shepherds get in a fight with Romulus and Remus.
Resolution	→	The brothers are living happily with their adoptive mother and father and working as shepherds.
Ending	→	Remus is rescued and Amulius is killed in the process.











Part 3


Beginning	→	Romulus builds the city alone and names the city after himself. Rome prospers.
Build-Up	→	Romulus kills his brother in the fight.
Dilemma	→	The brothers are offered the crown of Alba Longa but they refuse it as they want to found their own city.
Resolution	→	They argue about how to interpret the sign sent by the gods and cannot resolve their disagreement. They end up in a fight.
Ending	→	The brothers set off to find somewhere to build their city. They cannot agree on the exact location for the city. They await a sign from the gods.

Story Writing: Analysis

<p>Aim: Discussing writing similar to that which they are planning to write in order to understand and learn from its structure, vocabulary and grammar.</p> <p>I can understand the features of a description of a setting.</p>	<p>Prior Learning: Children will be familiar with the story of Romulus and Remus from completing the Storytelling and Recounts units.</p>	<p>Resources: Lesson Pack</p> <p>Whiteboards</p> <p>Coloured crayons (red, blue, green, orange)</p> <p>Dictionaries</p>
<p>Success Criteria: I can understand the story structure of this particular myth.</p> <p>I can order the parts of a myth correctly.</p> <p>I can describe the features of a description of a setting</p>	<p>Key/New Words: Beginning, build-up, dilemma, resolution, ending, story mountain, structure, description, adjectives, expanded noun phrases, third person, point of view, visualise.</p>	<p>Preparation: Story Structure Activity Sheet - 1 per pair</p> <p>Differentiated Analysing a Setting Description Activity Sheet - 1 per child</p>

Learning Sequence

	<p>Story Structure: Ask the children to attempt to unjumble the muddled-up parts of a story mountain as shown on the Lesson Presentation. Discuss with the children how myths and legends are unusual in that they can have many parts and can include more than one story mountain cycle of events. Explain the parts of the story mountain for Part One of Romulus and Remus as set out on the Lesson Presentation. Check children understand the story structure. <i>Can the children understand the story structure of this myth?</i></p>	
	<p>Myth Match-Up: Pairs to match up the jumbled parts of the story for parts two and three, working on the Story Structure Activity Sheet. Take feedback on this and share the answers with the children. <i>Can the children understand the story structure of this myth?</i></p>	
	<p>Analysing a Setting Description: Read and discuss the setting description of the beginning of part three of the story as shown on the Lesson Presentation. <i>(Have dictionaries available for children to check tricky vocabulary. You could nominate a 'Dictionary Queen or King' to look up words on the request of children in the class.)</i> Ask pairs to record, on whiteboards, adjectives and expanded noun phrases from the text. Take feedback on this. Ask the children about the tense and person used in this piece. Point out how, even though it is written in the third person, it is written from the point of view of Romulus as his thoughts and feelings are shared with the reader. <i>Can children identify adjectives and expanded noun phrases used in the description?</i></p>	
	<p>Colour Coding a Setting: Ask children to colour code the text using the key shown on Analysing a Setting Description Activity Sheet. Go over this as a class. <i>(Suggested answers are provided but other interpretations are possible.)</i> <i>Can children identify the different elements included in this description of a setting?</i></p> <div style="display: flex; justify-content: space-around; align-items: flex-start;"> <div data-bbox="235 1270 316 1354" style="text-align: center;">  <p>Children analyse a shorter version of the story using the colour code provided.</p> </div> <div data-bbox="820 1270 901 1354" style="text-align: center;">  <p>Children analyse the full-length text using the colour code provided.</p> </div> </div>	



English

Romulus and Remus




REGENT STUDIES

Focused education on life's walk!

www.regentstudies.com

Analysis



Aim

- I can understand the features of a description of a setting.

Success Criteria


- I can understand the story structure of this particular myth.
- I can order the parts of a myth correctly.
- I can describe the features of a description of a setting.



Story Structure



Look at the story mountain below. The parts of the story are all jumbled up.
Can you put them in the correct order?

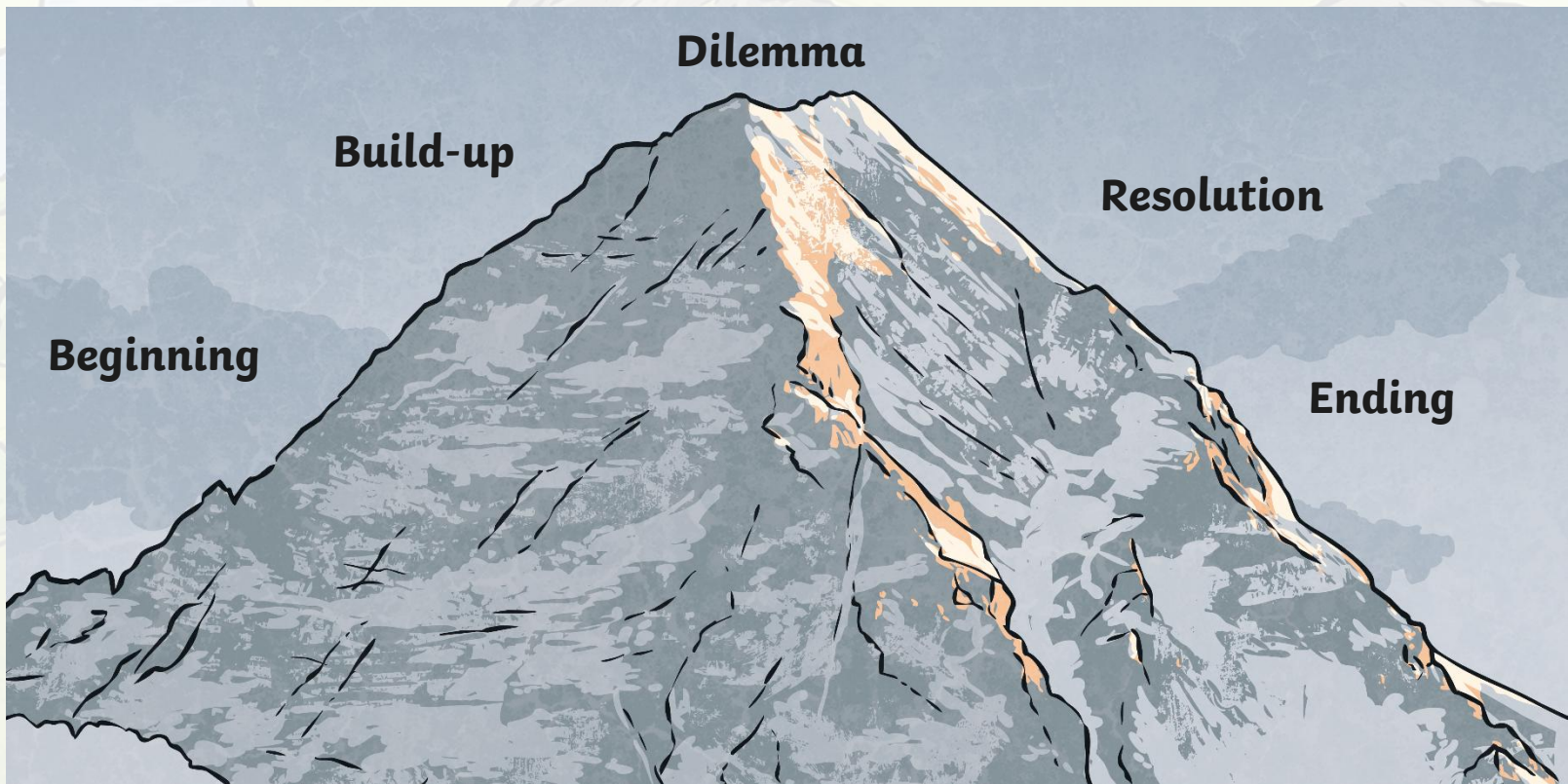


Story Structure



Here are the parts of the story shown on the story mountain in the correct places.

Did you get them in the right order?



Story Structure



Myths and legends are unusual in that they are often very long and there can be a series of story mountain structures before the reader reaches the very end of the story.

If we think of the myth of Romulus and Remus as having three parts, this would be Part One:

Beginning	Amulius overthrows his brother, kills his brother's male heirs and tries to make sure Numitor's daughter does not have any children.
Build-up	Rhea Silvia is found to have children and Amulius orders that they be thrown into the river.
Dilemma	The servant must follow his master's orders and yet his conscience will not let him throw the babies in the water to face certain death.
Resolution	The servant carefully places the babies in the water, still tucked inside their basket.
Ending	The babies are found and cared for, firstly by a she-wolf and a woodpecker, and secondly, by a shepherd who raises them as his own sons.



Myth Match-Up



The sections of Part Two and Part Three have been jumbled up. In pairs, can you draw a line to match up the particular part of the story structure with what happens in that part of the story?

Do this for Parts Two and Three of the myth using the **Story Structure Activity Sheet**.

Story Structure

Draw lines to match up the section of the story with what happens in the myth.

Part 2

Beginning	Remus is taken away by the king's shepherds. Romulus gathers a gang of shepherds to rescue his brother.
Build-Up	With Amulius dead, Romulus and Remus are offered the crown of Alba Longa.
Dilemma	A group of King Amulius's shepherds get in a fight with Romulus and Remus.
Resolution	The brothers are living happily with their adoptive mother and father and working as shepherds.



Myth Match-Up



Here is the correctly ordered story structure for **Part Two**.
Did you get it right?

Beginning	The brothers are living happily with their adoptive mother and father and working as shepherds.
Build-up	A group of King Amulius's shepherds get in a fight with Romulus and Remus.
Dilemma	Remus is taken away by the king's shepherds. Romulus gathers a gang of shepherds to rescue his brother.
Resolution	Remus is rescued and Amulius is killed in the process.
Ending	With Amulius dead, Romulus and Remus are offered the crown of Alba Longa.



Myth Match-Up



Here is the correctly ordered story structure for **Part Three**.

Did you get it right?

Beginning	The brothers are offered the crown of Alba Longa but they refuse it as they want to found their own city.
Build-up	The brothers set off to find somewhere to build their city. They cannot agree on the exact location for the city. They await a sign from the gods.
Dilemma	They argue about how to interpret the sign sent by the gods and cannot resolve their disagreement. They end up in a fight.
Resolution	Romulus kills his brother in the fight.
Ending	Romulus builds the city alone and names the city after himself. Rome prospers.



Analysing a Setting Description



This point in the story marks the **beginning** of Part Three.

Romulus stood with his brother on the marble steps of the awe-inspiring temple. Their athletic arms were held aloft, holding a sparkling crown of pure, heavy gold. The searing afternoon sun glared down on them and, for a moment, Romulus felt as if his legs might buckle beneath him in the extreme summer heat. He stayed standing despite the heat and the exhaustion he felt, but he pushed his thick, drenched hair away from his face, feeling oppressed and irritated, even at this moment of glory.

The noise from the crowd was overwhelming. The jubilant crowd emphatically showed its gratitude for the brothers' victory over the unpopular Amulius. Romulus could make out shouts of, "Hooray for our true kings!" over the deafening, raucous cheers, but it was the unnaturally high-pitched whistles of celebration from the crowd that vexed the young hero.

He gazed out at the mosaic of delighted, exultant faces before him. Looking up he could see the perfectly clear, sapphire sky against the imposing monumental domes of the city. An unfamiliar smell of freshly cooked bread and sweltering bodies hit his nostrils. This was not his city.

Pick out some adjectives and expanded noun phrases used in this description with your partner.

Notice that although this piece of writing is in the third person, it is still written from Romulus's point of view.



Colour Coding a Setting



Colour code the text using the key shown on the **Analysing a Setting Description Activity Sheet**.

- Adjectives/expanded noun phrases to describe what can be seen in this part of the story - **Underline in red.**
- Adjectives/expanded noun phrases to describe what can be heard in this part of the story - **Underline in blue.**
- Adjectives/expanded noun phrases to describe the weather in this part of the story - **Underline in green.**
- Adjectives/expanded noun phrases to describe what can be smelt in this part of the story - **Underline in orange.**
- Adjectives/expanded noun phrases to show Romulus's point of view - **Underline in black.**



Colour Coding a Setting



What adjectives and expanded noun phrases did you identify?

Romulus stood with his brother on the **marble steps of the awe-inspiring temple**. Their **athletic arms** were held aloft, holding a **sparkling crown of pure, heavy gold**. The **searing afternoon sun** glared down on them and, for a moment, **Romulus felt as if his legs might buckle beneath him** in the **extreme summer heat**. He stayed standing despite the heat and the exhaustion he felt, but he pushed his **thick, drenched hair away from his face, feeling oppressed and irritated**, even at this moment of glory.

The **noise from the crowd was overwhelming**. The **jubilant crowd** emphatically showed its gratitude for the brothers' victory over the unpopular Amulius. Romulus could make out shouts of, "Hooray for our true kings!" over the **deafening, raucous cheers**, but it was the **unnaturally high-pitched whistles of celebration from the crowd** that **vexed the young hero**.

He gazed out at the **mosaic of delighted, exultant faces before him**. Looking up he could see the **perfectly clear, sapphire sky against the imposing monumental domes of the city**. **An unfamiliar smell of freshly cooked bread and sweltering bodies hit his nostrils. This was not his city.**

sights sounds weather smells

Romulus's thoughts and feelings



Aim




- I can understand the features of a description of a setting.

Success Criteria

- I can understand the story structure of this particular myth.
- I can order the parts of a myth correctly.
- I can describe the features of a description of a setting.





REGENT STUDIES

Focused education on life's walk!

www.regentstudies.com

Story Writing | Analysis

I can understand the features of a description of a setting.		
I can understand the story structure of this particular myth.		
I can order the parts of a myth correctly.		
I can describe the features of a description of a setting.		

Story Writing | Analysis

I can understand the features of a description of a setting.		
I can understand the story structure of this particular myth.		
I can order the parts of a myth correctly.		
I can describe the features of a description of a setting.		

Story Writing | Analysis

I can understand the features of a description of a setting.		
I can understand the story structure of this particular myth.		
I can order the parts of a myth correctly.		
I can describe the features of a description of a setting.		

Story Writing | Analysis

I can understand the features of a description of a setting.		
I can understand the story structure of this particular myth.		
I can order the parts of a myth correctly.		
I can describe the features of a description of a setting.		

Story Writing | Analysis

I can understand the features of a description of a setting.		
I can understand the story structure of this particular myth.		
I can order the parts of a myth correctly.		
I can describe the features of a description of a setting.		

Story Writing | Analysis

I can understand the features of a description of a setting.		
I can understand the story structure of this particular myth.		
I can order the parts of a myth correctly.		
I can describe the features of a description of a setting.		

Story Writing | Analysis

I can understand the features of a description of a setting.		
I can understand the story structure of this particular myth.		
I can order the parts of a myth correctly.		
I can describe the features of a description of a setting.		

Story Writing | Analysis

I can understand the features of a description of a setting.		
I can understand the story structure of this particular myth.		
I can order the parts of a myth correctly.		
I can describe the features of a description of a setting.		